

General Series Battery

JYC General (GP) Series VRLA batteries are designed with AGM (Absorbent Glass Mat) technology, High performance plates and electrolyte to give extra power output for common power backup system. GP Series Batteries are the general purpose batteries with 5 years floating design life at 25 °C Meet with IEC, BS, JIS and Eurobat standard. UL(MH62092), CE approved.

Application

- * Emergency Power System
- * Communication equipment
- * Telecommunication systems
- * Uninterruptible power supplies
- * Electric toy car and wheelchairs, etc.
- * Power tools
- * Alarm system
- * Marine equipment
- * Medical equipment
- * Fire and Security System

General Features

- * Heavy Duty Grid
- * Mechanized assembly
- * Non-spillable construction
- * High Reliability and Stability
- * Sealed and Maintenance-free
- * Long Life and low self-discharge design

Construction

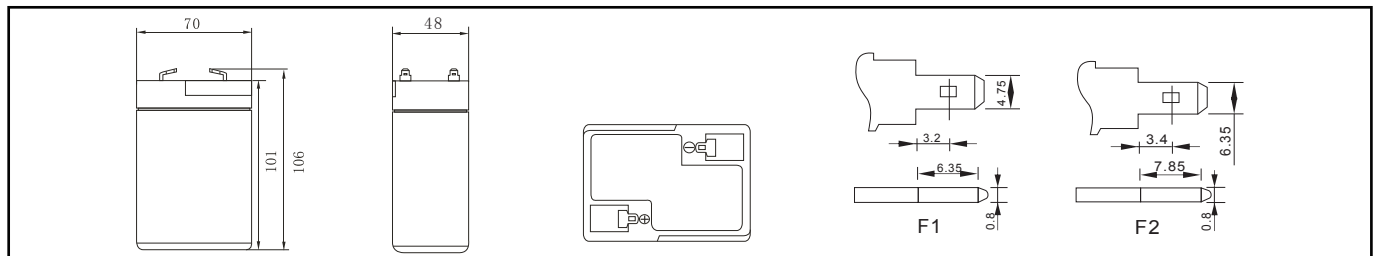
- * Positive Lead dioxide
- * Electrolyte Sulfuric acid
- * Separator Fiber glass
- * Container ABS(UL94-HB) / Flame Retardant ABS (UL94-V0)
- * Negative Lead
- * Safety Valve EPDR
- * Terminal Copper



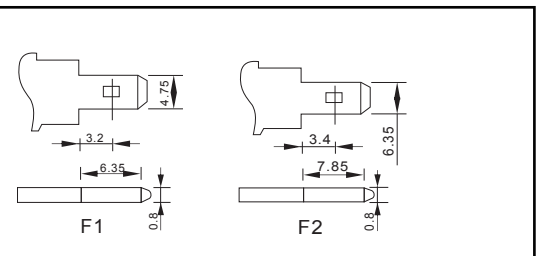
Specification

Battery Model	Nominal Voltage			6V
	Rated capacity (20 Hour rate)			4Ah
	Cells Per battery			3
Dimension	Length	Width	Height	Total Height
	70mm (2.75 inches)	47mm (1.85 inches)	100mm (3.93 inches)	105mm (4.13 inches)
Approx Weight	0.64kg (1.41lbs) ± 3%			
Capacity @ 25°C (77°F)	20 hour rate(0.22A,10.5V)	10 hour rate(0.413A,10.8V)	5 hour rate(0.719A,10.5V)	1 hour rate(2.21A,9.6V)
	4.4Ah	4.13Ah	3.595Ah	2.21Ah
Max.discharge current	67.5A (5 Sec.)			
Internal Resistance	Full charged at 25°C (77°F) : Approx 28.5mΩ			
Capacity affected by Temp.(20 HR)	40°C (104°F)	25°C (77°F)	0°C (32°F)	-15°C (5°F)
	102%	100%	85%	65%
Self Discharge @25°C (77°F)	After 3 months storage		After 6 months storage	After 12 months storage
	91%		82%	64%
	Cycle Use		Float Use	
Charge method @25°C (77°F)	7.20-7.50V (Initial charging current less than 1.20A)		6.80-6.90V	

Outer dimension (mm)



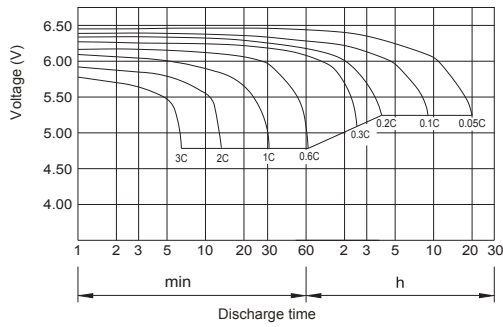
Terminal Type (mm)



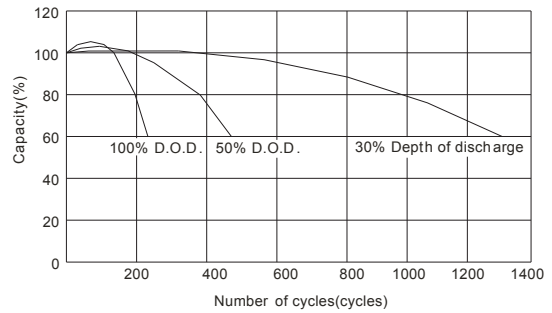
Constant Current(Amp) and Constant Power(Watt) Discharge Table at 25°C (77°F)

F.V/time	5MIN	10MIN	15MIN	30MIN	60MIN	90MIN	2HR	3HR	5HR	8HR	10HR	20HR
1.60V	14.280	9.109	6.890	4.030	2.210	1.617	1.495	1.065	0.727	0.535	0.436	0.242
	26.411	17.389	13.298	8.028	4.409	3.230	2.991	2.131	1.454	1.071	0.872	0.484
1.67V	12.678	8.501	6.532	3.944	2.194	1.601	1.488	1.059	0.723	0.531	0.429	0.230
	23.444	16.226	12.617	7.860	4.377	3.198	2.979	2.123	1.449	1.064	0.860	0.460
1.70V	12.001	8.196	6.371	3.909	2.178	1.600	1.484	1.057	0.723	0.525	0.424	0.224
	22.198	15.655	12.315	7.792	4.351	3.196	2.973	2.119	1.449	1.054	0.850	0.448
1.75V	10.861	7.713	6.103	3.841	2.146	1.579	1.474	1.050	0.719	0.524	0.420	0.220
	20.091	14.735	11.808	7.660	4.297	3.158	2.953	2.106	1.442	1.052	0.843	0.442
1.80V	9.704	7.194	5.852	3.754	2.130	1.568	1.465	1.044	0.717	0.519	0.413	0.213
	17.954	13.749	11.341	7.492	4.271	3.143	2.935	2.096	1.438	1.043	0.830	0.427
1.85V	8.547	6.675	5.548	3.651	2.098	1.550	1.452	1.035	0.713	0.513	0.406	0.205
	15.817	12.763	10.763	7.291	4.213	3.116	2.910	2.080	1.432	1.031	0.817	0.413

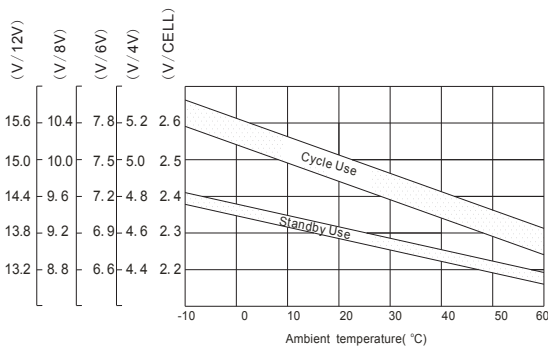
Discharge characteristic Curve



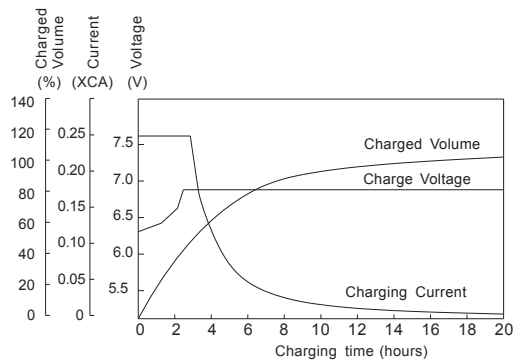
Cycle service life in relation to depth of discharge



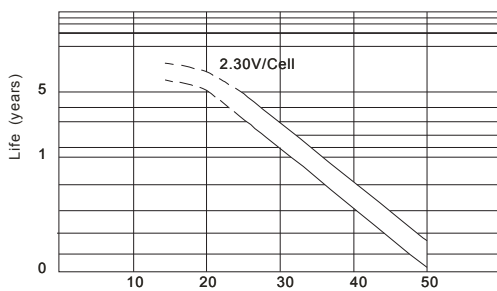
Relationship between charging voltage and temperature



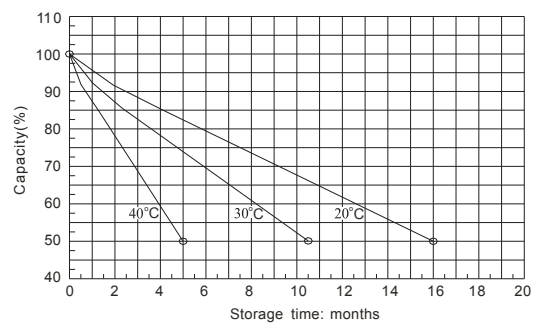
Constant voltage charging characteristic (0.25CA, at 25°C)



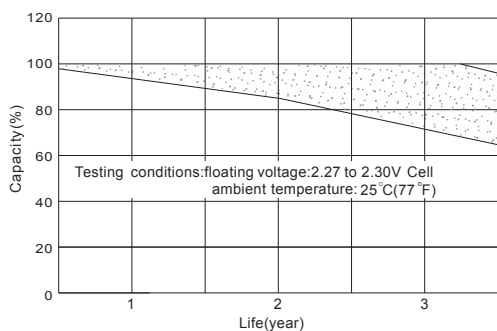
Temperature effects on float life



Self-discharge characteristic



Life characteristics of standby use



Charge characteristic Curve for standby use

